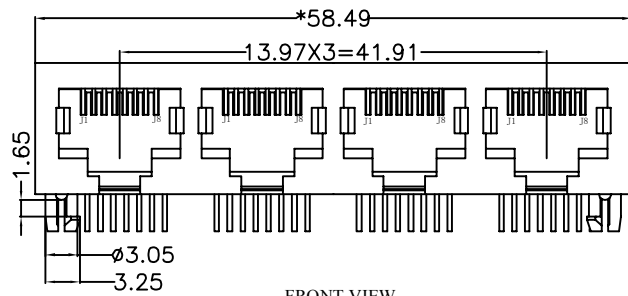
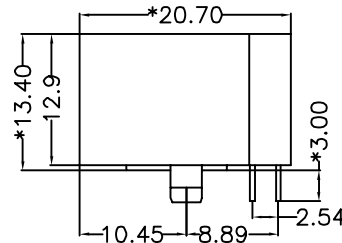


REACH & RoHS
COMPLIANT

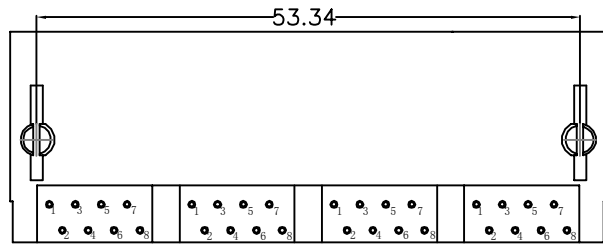
REV.	ECN / DESCRIPTION	BY	DATE
A0	NEW	ZG.Hu	2018.08.06



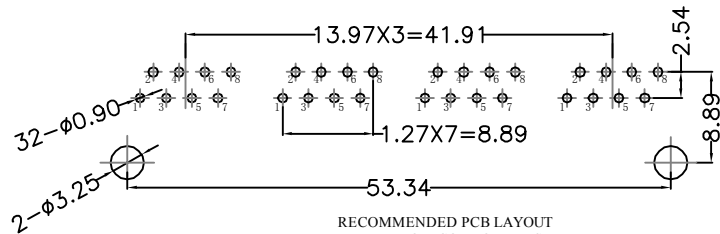
FRONT VIEW



RIGHT SIDE VIEW



BOTTOM VIEW



RECOMMENDED PCB LAYOUT
VIEWED FROM COMPONENT SIDE

MATERIAL:

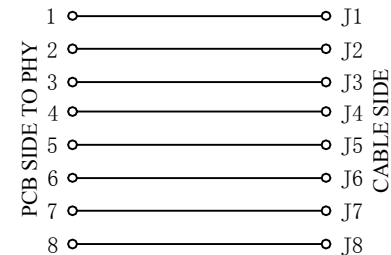
HOUSING: PBT,UL94V-0,BLACK.
TERMINAL: PHOSPHOR BRONZE $\varnothing=0.46\text{MM}$. G/FU" GOLD PLATING.
SHIELD: C2680,T=0.20MM,20 MIN NICKEL PLATING
ON ALL AREA.

MACHANICAL:

DURABILITY: 750 CYCLES MIN,12.5MM/MINUTE.
INSERTION FORCE: 2.2KG.F MAX.
RETENTION STRENGTH : 7.7KG.F BETWEEN JACK AND PLUG.
OPERATING TEMPERATURE: -40°C~+85°C.
STORAGE TEMPERATURE: -40°C~+85°C.
ALL CRITICAL DIMENSIONS WITH "*"

ELECTRICAL:

VOLTAGE: 125 VOLTS AC.
CURRENT RATING : 1.5AMP.
DIELECTRIC STRENGTH: 1000 VAC RMS 50HZ OR 60HZ,1MIN.
INSULATION RESISTANCE: 500 MEGA OHMS MIN. INITIAL
AFTER 500V DC FOR 1 MINUTE.
CONTACT RESISTANCE: SINGLE TERMINAL 30 MILLIOHMS MAX.
INITIAL 50 MILLIOHMS MAX. AFTER
DURABILITY TEST.



WOHU 苏州沃虎电子科技有限公司
Su Zhou Wo Hu Electronic Tech.Co.,Ltd.

TITLE: RJ45 5921 1X4	SIZE A4	UNITS MM[INCH]	GENERAL TOLERANCES UNLESS SPECIFIED		APPROVED BY: JP.Gong
PART NO.: SYT59211488IWA1DY1006	SACLE 1:1	REV A0	$x\pm 0.35$	$x^\circ\pm 3.0^\circ$	CHECKED BY: TW.Xu
REMARK:	SHEET 1/1		$.xx\pm 0.25$	$.xx^\circ\pm 1.5^\circ$	DESIGND BY: ZG.Hu
			$.xxx\pm 0.10$	$.xxx^\circ\pm 1.0^\circ$	