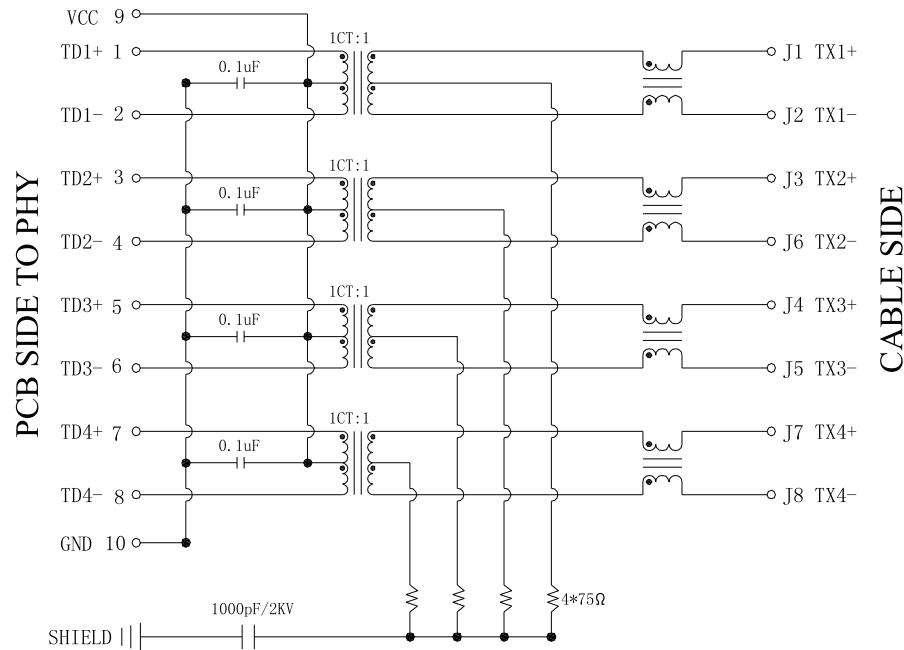




REACH & RoHS  
COMPLIANT



**Electrical:**

1. Turn ratio: 1~2: J1~J2=1CT:1CT(±2%).  
3~4: J3~J6=1CT:1CT(±2%).  
5~6: J4~J5=1CT:1CT(±2%).  
7~8: J7~J8=1CT:1CT(±2%).
2. OCL: 350uH Min. at 100KHz 100mV 8mA DC.
3. Insertion Loss: -1.0 dB Max 1~100MHz.
4. Return loss: -20dB Min 1~10MHz;  
-16dB Min 10~30MHz.  
-12dB Min 30~60MHz.  
-10dB Min 60~80MHz.
5. Cross talk: -40dB Min 1~30MHz;  
-35dB Min 30~60MHz;  
-30dB Min 60~100MHz;
6. CMR: -35dB Min 1~100MHz;
7. Hi-Pot: 1500V AC & 2250V DC  
6S 1mA PRI TO SEC

 沃虎 苏州沃虎电子科技有限公司  
VOOHU Su Zhou Voohu Electronic Tech.Co.Ltd

TITLE:  
RJ45 2×1 1000BASE

SIZE  
A4

UNITS  
MM[INCH]

GENERAL TOLERANCES  
UNLESS SPECIFIED

APPROVED BY:  
Geoffrey.Song

PART NO.:  
SYT21Q042HWA4D068

SACLE  
1:1

REV  
A0

$x \pm 0.35$   $x^\circ \pm 3.0^\circ$   
 $.x \pm 0.30$   $.x^\circ \pm 2.0^\circ$

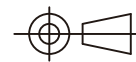
CHECKED BY:  
Elvis.Song

TEL: +86 400 1048 018

WEB: [WWW.WOHU-TEK.COM](http://WWW.WOHU-TEK.COM)

REMARK:

SHEET  
1/4

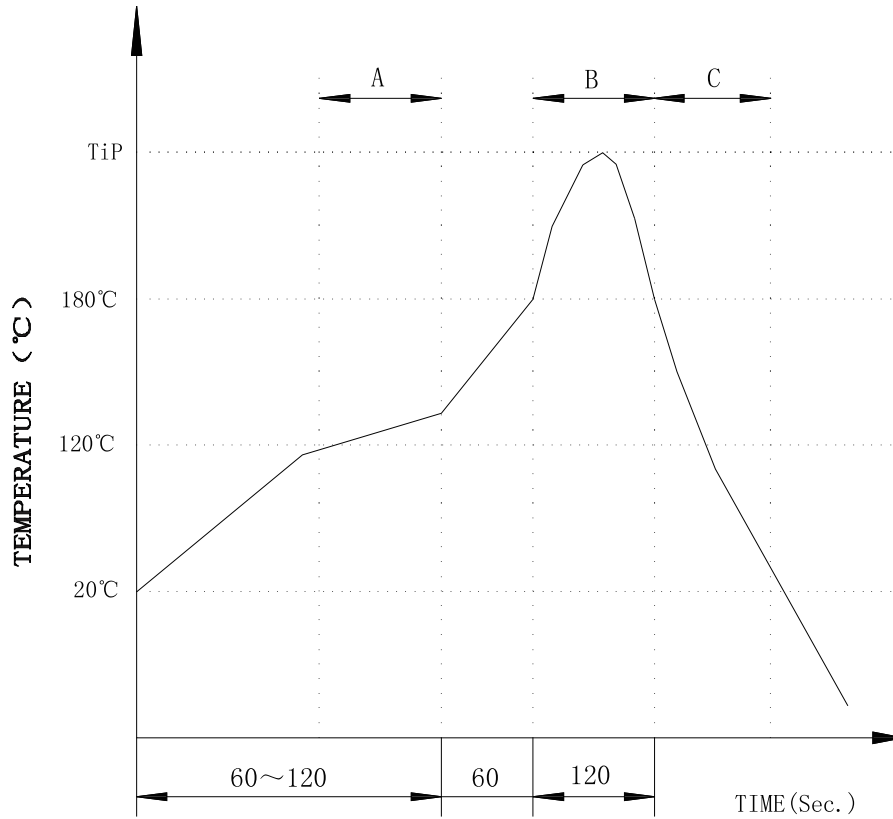


$.xx \pm 0.25$   $.xx^\circ \pm 1.5^\circ$   
 $.xxx \pm 0.10$   $.xxx^\circ \pm 1.0^\circ$

DESIGN BY:  
Sunny.Xu

REACH & RoHS  
COMPLIANT

# PROFILE OF WAVE SOLDER



A.Preheating B.Soldering C.Gradual Cooling  
 Tip temperature:260±5°C.  
 Tip temperature time:5Sec Max.  
 Tip melting point of Sn96.5/Ag3/Cu0.5:217°C.

Remarks: after wave soldering, the plastic  
 positioning columns of the product which under the  
 PCB will be slightly melted, but it won't affect its  
 function.

 **沃虎** 苏州沃虎电子科技有限公司  
 VOOHU Su Zhou VooHu Electronic Tech.Co.Ltd

TITLE:  
RJ45 2×1 1000BASE

SIZE  
A4

UNITS  
MM[INCH]

GENERAL TOLERANCES  
UNLESS SPECIFIED

APPROVED BY:  
Geoffrey.Song

PART NO.:  
SYT21Q042HWA4D068

SACLE  
1:1

REV  
A0

x±0.35 x°±3.0°  
.x±0.30 .x°±2.0°

CHECKED BY:  
Elvis.Song

TEL: +86 400 1048 018

WEB: [WWW.WOHU-TEK.COM](http://WWW.WOHU-TEK.COM)

REMARK:

SHEET  
1/4



.xx±0.25 .xx°±1.5°  
.xxx±0.10 .xxx°±1.0°

DESIGND BY:  
Sunny.Xu